

SBI Test Report

Laboratory name MeKA Testing laboratory
 Operator Nauris Grandans
 Filename C:\SBICALC\Data\5201\5201-1-2.csv
 Report identification 5201-1-2
 Product identification Lamel panel

Test		Pre-test conditions		Specimen conditioning	
Standard used	EN 13823:2010	Baseline duct temperature	296.68 K	Method	Constant mass
Date of test	23/11/2020	Ambient temperature	291.28 K	Time interval	24 hours
Date of report	23/11/2020	Ambient pressure	101.76 kPa	Mass 1	14432 g
E'	17.2 MJ/m ³	Relative humidity	39%	Mass 2	14429 g
Apparatus specifications		Baseline conditions		Temperature	23°C
kt	0.87	Baseline ambient oxygen	20.720%	RH	50%
kp	1.24	Baseline oxygen	20.954%		
Duct diameter	0.315 m	Baseline carbon dioxide	0.0435%		
O2 calibration delay time	12 s	Baseline smoke	100.02%		
CO2 calibration delay time	9 s				

Specimen information			
Thickness	12 mm	Mounting method	5.2.2b) in EN 13823:2010
Density		Joints	standard vertical
Surface mass/area		Fixed to substrate?	Yes
Specimen number	2	Fixing method	screw
Date of arrival	13/11/2020	Substrate	gypsum plasterboard
		Manufacturer	
		Sponsor	Vesterby Traeteknik A/S

Test validity criteria

Test drifts

	Initial	Final	Change
Oxygen	20.954%	20.938%	0.016%
CO2	0.044%	0.055%	0.011%
Smoke	100.02%	98.97%	0.011

Exposure time 1254 s

Synchronisation details

Duct temp. dropped by 2.5 K from baseline of 321.12 K at 303 s
 Oxygen rose by 0.05% from baseline of 20.677% at 303 s
 CO2 dropped by 0.02% from baseline of 0.215% at 303 s

Burner details

Auxiliary Burner HRR	29.732 kW
Auxiliary Burner HRR std. dev.	0.420 kW
Burner CO2/O2 ratio	0.620
Auxiliary Burner SPR	0.028 m ² /s
Auxiliary Burner SPR std. dev.	0.004 m ² /s
Burner response time	9 s

Other checks

Minimum duct flow	0.371 m ³ /s
Maximum duct flow	0.633 m ³ /s
Possible T/C1 failure	

Classification results		Classification observations		Potential classification	
FIGRA(0.2)	510.9 W/s at 615 s	LFS to edge?	No	Class	D
FIGRA(0.4)	510.9 W/s at 615 s	FDP flaming <= 10s?	No	Smoke production	s1
THR(600)	64.1 MJ	FDP flaming > 10s?	Yes	Flaming droplets/particles	d2
SMOGRA	1.5 m ² /s ² at 1089 s				
TSP(600)	23.2 m ²				

Recorded events Surface flashes? No; Falling specimen parts? Yes; Smoke not entering hood? No
 Mutual fixing of backing board failed? No; Distortion/collapse of specimen? No

Pre-test comments 12x30 mm birch plywood slats with 0.6 mm veneer; 11 mm between the slats. Back layer: Acoustic dew 120 g/m². Topcoat: lacquered with type K.

After-test comments

SBI Test Report

Laboratory name	MeKA Testing laboratory
Operator	Nauris Grandans
Filename	C:\SBICALC\Data\5201\5201-1-2.csv
Report identification	5201-1-2
Product identification	Lamel panel

Alternative smoke results

Smoke test filename	C:\SBICALC\SMOKE\20112301.CSV
Main burner SPR	0.048 m ² /s
Main burner SPR std. dev.	0.005 m ² /s

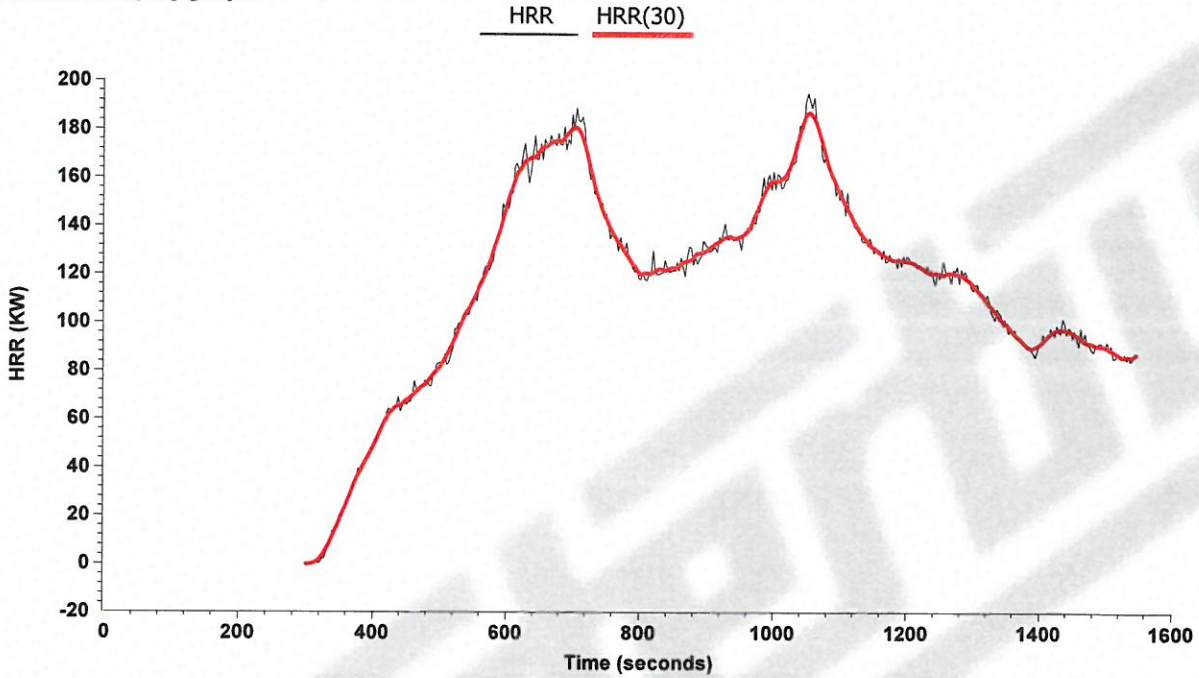
Alternative classification results

SMOGRA	threshold not reached
TSP(600)	11.7 m ²
Smoke production class	s1

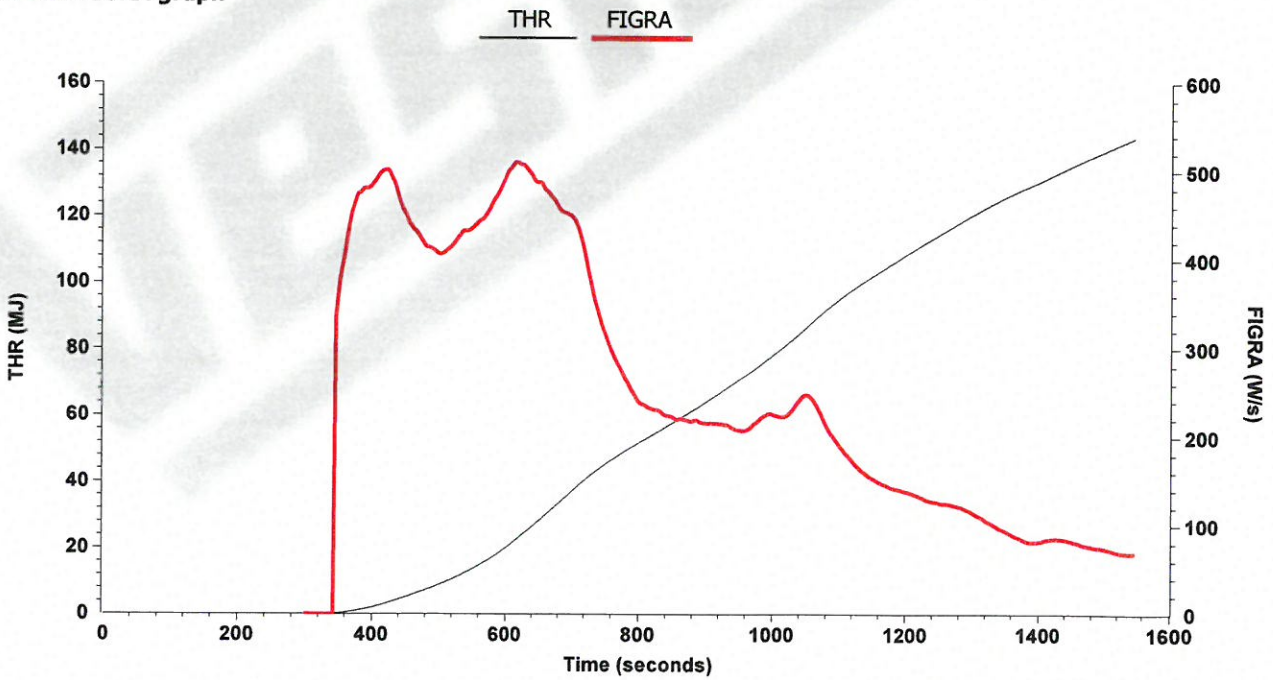
SBI Test Report

Laboratory name MeKA Testing laboratory
Operator Nauris Grandans
Filename C:\SBICALC\Data\5201\5201-1-2.csv
Report identification 5201-1-2
Product identification Lamel panel

HRR and HRR(30) graph



THR and FIGRA graph

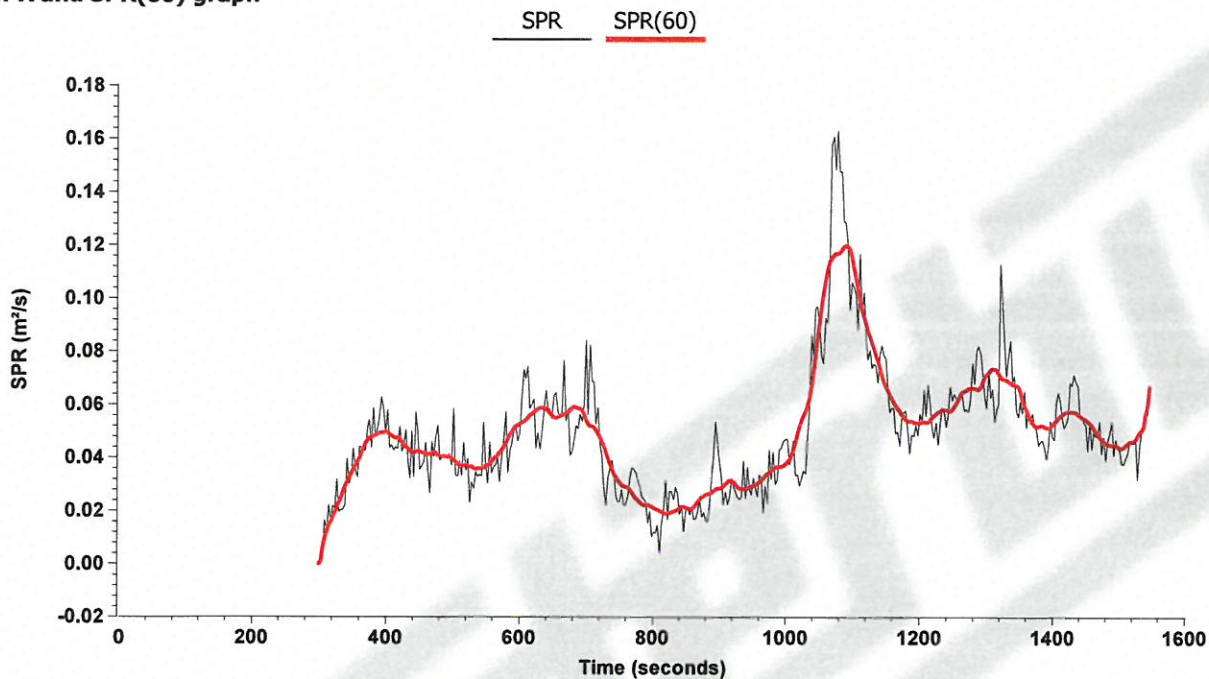


The test results relate to the behaviour of the test specimens of a product under the particular conditions of the test; they are not intended to be the sole criterion for assessing the potential fire hazard of the product in use.

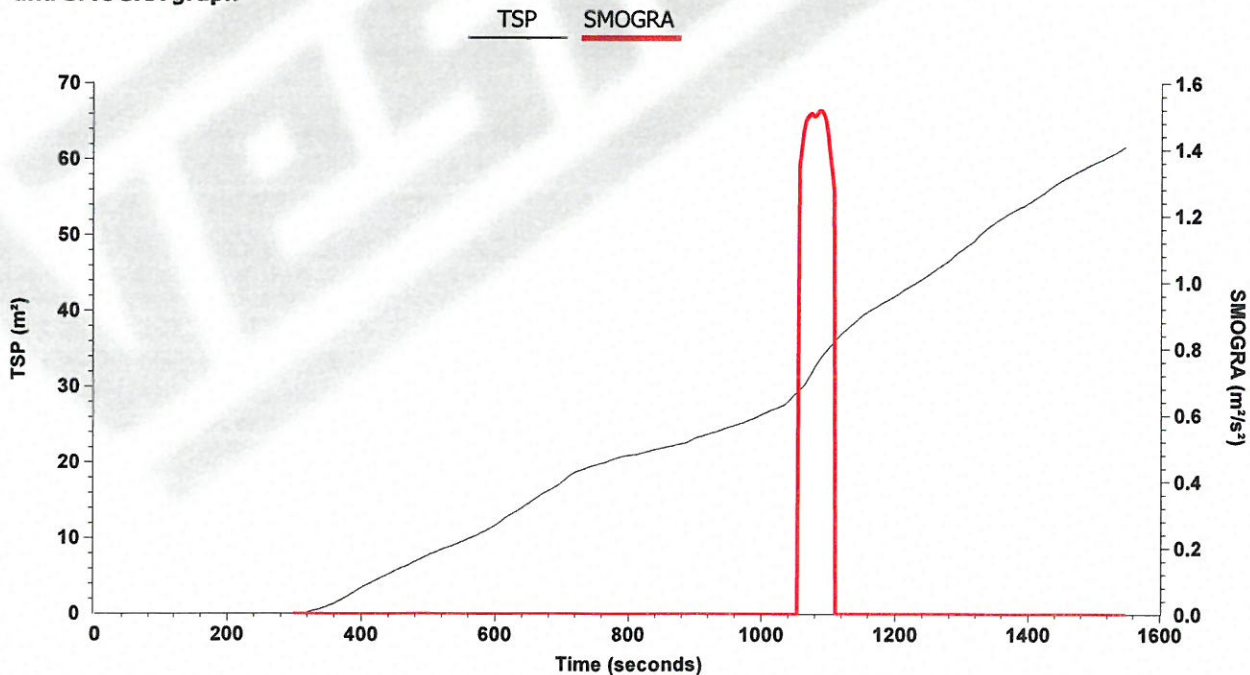
SBI Test Report

Laboratory name MeKA Testing laboratory
Operator Nauris Grandans
Filename C:\SBICALC\Data\5201\5201-1-2.csv
Report identification 5201-1-2
Product identification Lamel panel

SPR and SPR(60) graph



TSP and SMOGRA graph

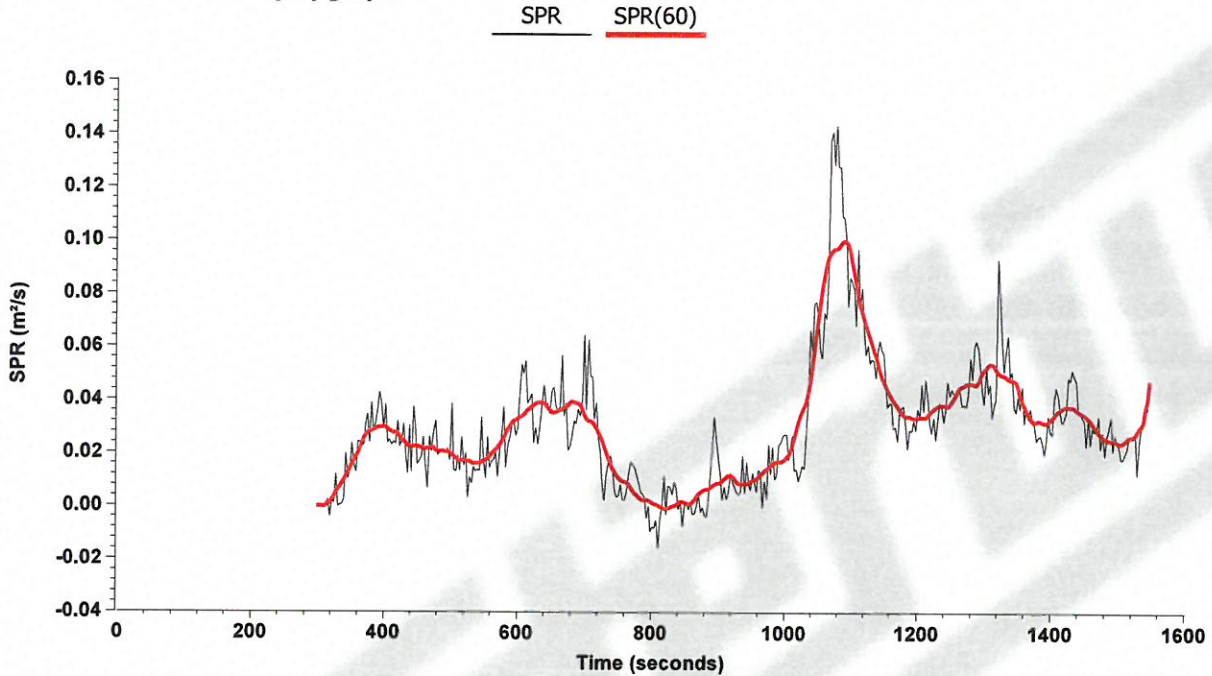


The test results relate to the behaviour of the test specimens of a product under the particular conditions of the test; they are not intended to be the sole criterion for assessing the potential fire hazard of the product in use.

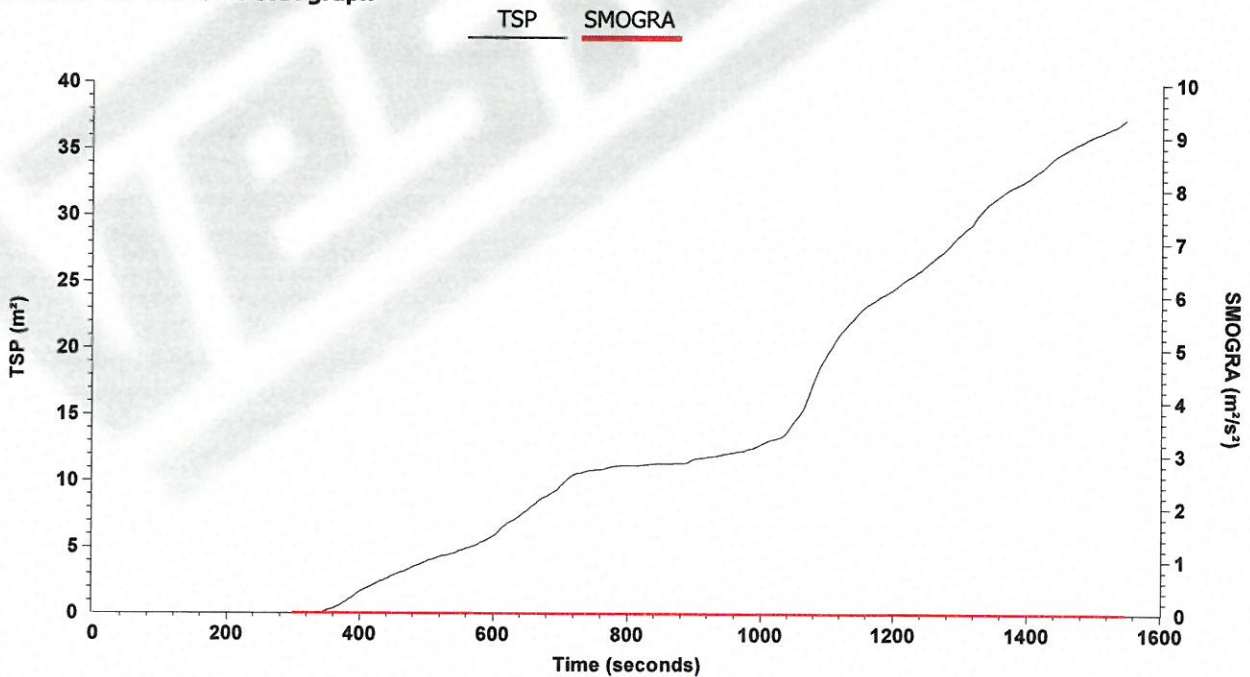
SBI Test Report

Laboratory name MeKA Testing laboratory
 Operator Nauris Grandans
 Filename C:\SBICALC\Data\5201\5201-1-2.csv
 Report identification 5201-1-2
 Product identification Lamel panel

Alternative SPR and SPR(60) graph



Alternative TSP and SMOGRA graph



The test results relate to the behaviour of the test specimens of a product under the particular conditions of the test; they are not intended to be the sole criterion for assessing the potential fire hazard of the product in use.